

2015 APPROVED BUDGET AND MFO TARGETS
(Per DBM-LWUA MC-02)

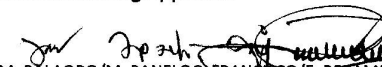
DEPARTMENT: LOCAL WATER DISTRICT (Metro Bangued Water District)

MFOs AND PERFORMANCE INDICATORS (1)	DEPARTMENT / AGENCY FY 2015 BUDGET (Php) (2)	DEPARTMENT FY 2014 ACTUAL ACCOMPLISHMENT (3)	DEPARTMENT FY 2015 TARGET (4)
<p>A. MAJOR FINAL OUTPUTS (MFOs): MFO 1: WATER FACILITY SERVICE MANAGEMENT</p> <p><i>Performance Indicator 1:</i> Percentage of barangay with access to potable water against the total number of coverage of the LWD</p> <p><i>Performance Indicator 2:</i> Percentage of household Connections receiving 24/7Supply of water</p> <p><i>Performance Indicator 3:</i> Source Capacity of LWD to Meet demands for 24/7 supply of water</p>		<p>100%</p> <p>95%</p> <p>1:44:1</p>	<p>100%</p> <p>90%</p> <p>72 lps:49.74 lps</p>
<p>B. MFO 2:WA DISTRIBUTION SERVICE MANAGEMENT</p> <p><i>Performance Indicator 1:</i> Percentage of unbilled water to water production.</p> <p><i>Performance Indicator 2:</i> Average deviation from PNSDW (chlorine residual requirements from January 1 to December 31.</p> <p><i>Performance Indicator 3:</i> Average response time to restore service when there Are interruptions based on the Citizen's Charter of LWD Proposed for approval by CSC</p>		<p>18.73%</p> <p>0.38 ppm</p> <p>30 mins.</p>	<p>19%</p> <p>0.30 ppm</p> <p>5 hours response time to restore mainline interruptions</p>
<p>C.SUPPORT TO OPERATIONS (STO)</p> <p><i>Performance Indicator 1:</i> Staff Productivity Index</p> <p><i>Performance Indicator 2:</i> Reasonableness/Affordability of LWD minimum (MC) As % of Low Income Group (LIG) income.</p> <p><i>Performance Indicator 3:</i> Customers Satisfaction Percentage of Customer Complaints acted upon against received complaints.</p>		<p>192:1</p> <p>210.00<330.26</p> <p>99%</p>	<p>162:1</p> <p>210.00<330.26</p> <p>95%</p>

2015 APPROVED BUDGET AND MFO TARGETS
(Per DBM-LWUA MC-02)


MFOs AND PERFORMANCE INDICATORS (1)	DEPARTMENT / AGENCY FY 2015 BUDGET (Php) (2)	DEPARTMENT FY 2014 ACTUAL ACCOMPLISHMENT (3)	DEPARTMENT FY 2015 TARGET (4)
<p>D.GENERAL ADMINISTRATION AND SUPPORT SERVICES (GASS)</p> <p><i>Performance Indicator 1:</i> Financial viability and sustainability</p> <p>Collection Ratio</p> <p>Operating Ratio</p> <p>Current Ratio</p> <p><i>Performance Indicator 2:</i> a.Compliance with COA reporting requirements in accordance with content and period of submission Submission of five financial reports i.e. Balance Sheet, statement of income and expenses, Statement of Cash Flows, Statement of Government Equity, Notes to financial Statement, Report on Ageing of Cash Advances.</p> <p>b. Compliance with LWUA reporting requirements in accordance to content and period of submission</p> <p>i.e. Monthly Data Sheet, Balance Sheet, Income statement, Cash Flow Statement</p> <p>microbiological /Chlorine residual report</p> <p>Physical/chemical Report</p> <p>Approved WD budget w/annual Procurement Plan.</p>		<p>97%</p> <p>65%</p> <p>21:1</p> <p>January 27, 2015</p> <p>Every 3rd wk of the following month</p> <p>Every 3rd wk of the following month</p> <p>April, 2015</p> <p>January 29, 2015</p>	<p>87%</p> <p>70%</p> <p>11:1</p> <p>February 15, 2016</p> <p>Every 3rd wk of the following month</p> <p>Every 3rd wk of the following month</p> <p>April, 2016</p> <p>February 15, 2016</p>

Recommending Approval:

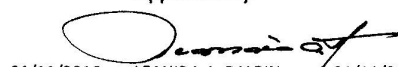

M. BALAORO/M. PANELOO, FRANCISCO/E. BERAME
Division Manager C/Planning Officers

01/11/2016
Date

Prepared by:


EDGAR PHILLIP T. CASTAÑEDA
Corporate Budget Specialist

Approved by:


01/11/2016 LEANIDA A. BALBIN 01/11/2016
Date General Manager Date